

Which driver do I need for USB Audio Class 2 on Windows?

If you already have an older USB driver installed and working then you do not need to update to a newer version. The newer versions just add compatibility with later Windows operating systems and do not add any extra functionality or audio performance.

Product	Windows Driver Version	
	Windows 7 (or earlier)	Windows 7 ^[2] Windows 8, 8.1 Windows 10
DacMagic 100 ^[1]	1.43 or 1.67	4.47.0
DacMagic Plus ^[1]	1.43 or 1.67	4.47.0
Azur 851C ^[1]	1.43 or 1.67	4.47.0
Azur 751R ^[1]	1.43 or 1.67	4.47.0
DacMagic XS	1.67	4.47.0
Azur 851D	1.67	4.47.0
Azur 851N	1.67	4.47.0
StreamMagic 6	1.67	4.47.0
StreamMagic 6 v2	1.67	4.47.0
Azur 751R v2	1.67	4.47.0
CXN	1.67	4.47.0
CXA 80	1.67	4.47.0

[1] Earlier Cambridge Audio products (manufactured before 2014) are only compatible with driver v1.43 and require a firmware update to work with v1.67 or v4.47.0.

[2] Windows 7 needs [Microsoft Security Advisory KB3033929](#) update installed for the driver installer to work. If not, then only v1.67 or 1.43 can be used.

So, the vast majority of users with Windows 7, Windows 8 and Windows 10 can use the latest v4.47.0 USB driver.

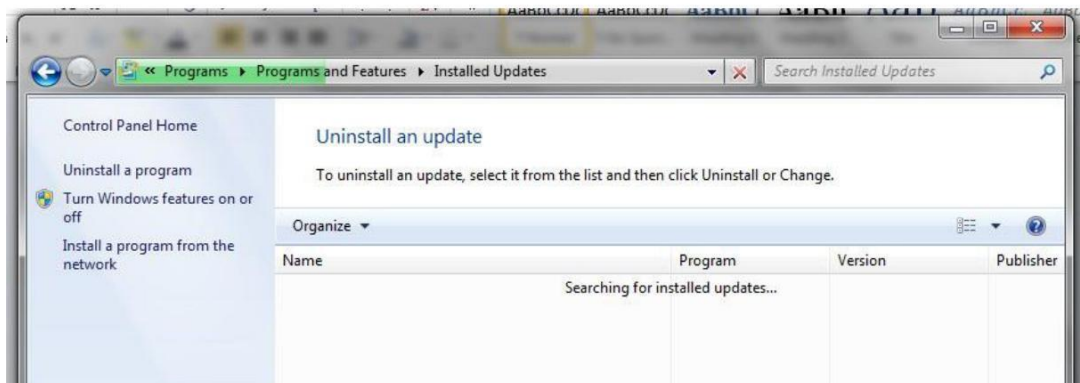
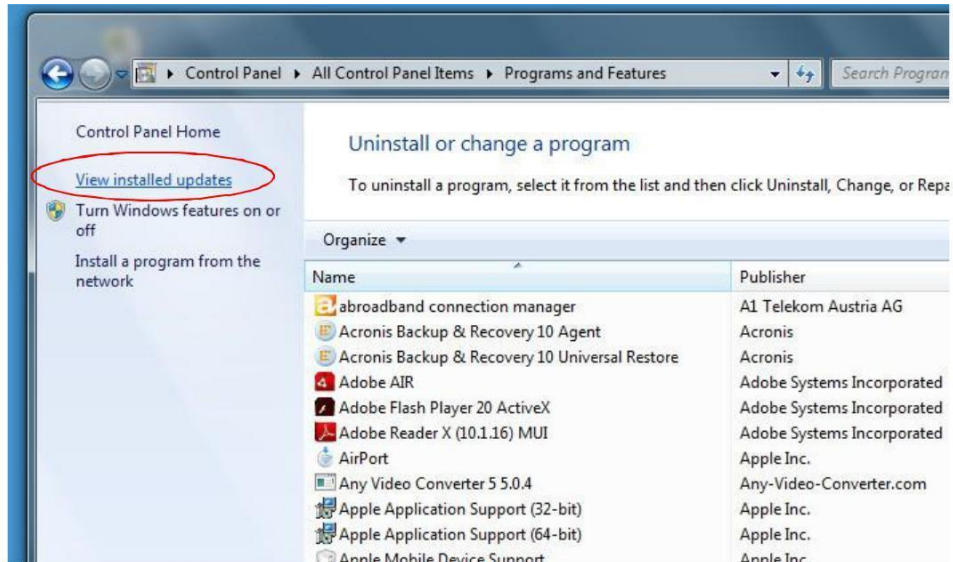
- If you're a Windows 7 user, you must have installed [Microsoft Security Advisory KB3033929](#)
- If you have a DacMagic 100, DacMagic Plus, 851C or 751R, you may need to update its firmware – full details and instructions can be found in the driver v4.47.0 download.

If you're a Windows 7 (or earlier) user without Microsoft Security Advisory KB3033929 installed, then you can use v1.67 or v1.43

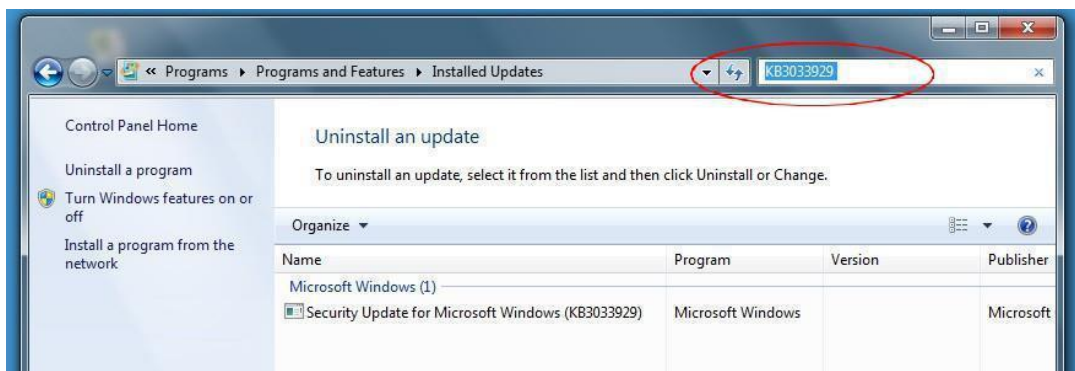
- If you have a DacMagic 100, DacMagic Plus, 851C or 751R, you may need to update its firmware to use v1.67– full details and instructions can be found in the driver v1.67 download.
- v1.43 is only required if you do not wish to update the firmware on your DacMagic 100,
- DacMagic Plus, 851C or 751R.

How can I tell if I have Windows 7 Microsoft Security Advisory KB3033929 update installed?

1. Go to Control Panel > Programs and Features. Click on 'View installed updates'.



2. Search for KB3033929 in the search bar. If you have it installed it will appear in the search result.



If you don't have it installed, it can be downloaded from the link below, allowing you to use driver v4.47.0 with Windows 7

<https://www.microsoft.com/en-gb/download/details.aspx?id=46148>