

MINX GO

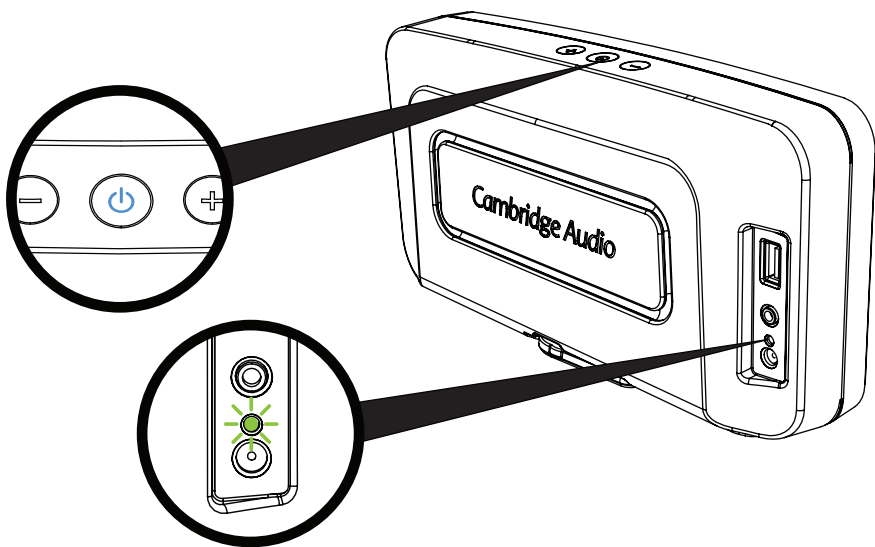
Portable Wireless Music System

To enjoy Bluetooth audio, you must first ensure that the Minx Go is connected to mains power or its battery is charged.

Then pair the Minx Go with your Bluetooth enabled device.

- 1 Connect the charging adaptor to the Minx Go and charge for 4 hours before first use.

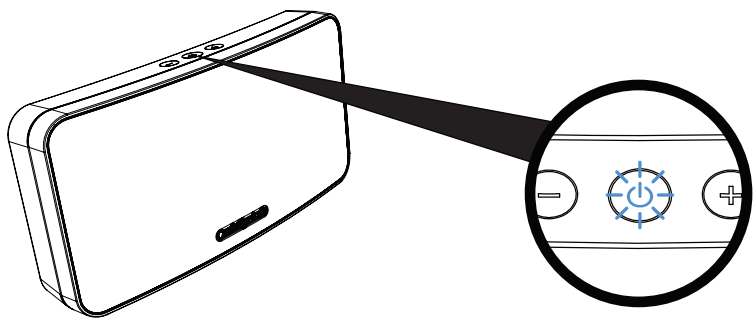
The charging LED will indicate Orange  whilst charging and Green  when fully charged.



- 2 Press and hold the power button  on the top of the unit for one second to turn it on

Bluetooth set-up

- 1 Double press the power button to enter Bluetooth pairing mode.



- 2 Enable Bluetooth connectivity on your Bluetooth device (eg. phone, tablet etc) and pair with the Minx Go (you may need to consult your phone or tablet operating instructions). Successful pairing will be signalled by a 'beep' from the unit and the power LED will turn solid blue.

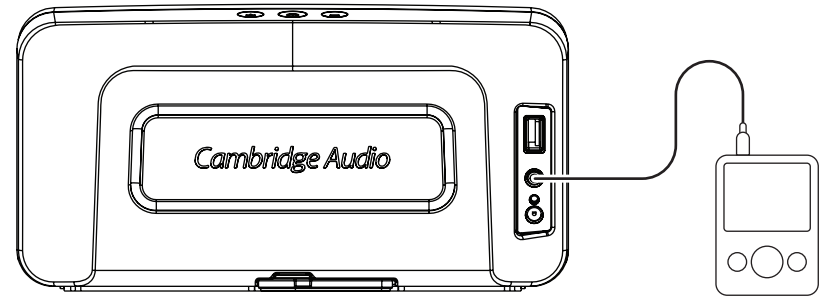
- 3 Once paired, music from your device will play through the unit.

Pairing a second device

- 1 To pair a different device. Double press the power button to enter pairing mode and pair your Bluetooth device as described in the Bluetooth instructions.

Set-up guide

Aux input



- 1 There is an Aux input on the rear of the unit that allows any analogue device to be connected. To listen to the Aux input, make sure that playback from any paired Bluetooth device is paused. When no Bluetooth audio is playing, your Minx Go will automatically play the Aux input.

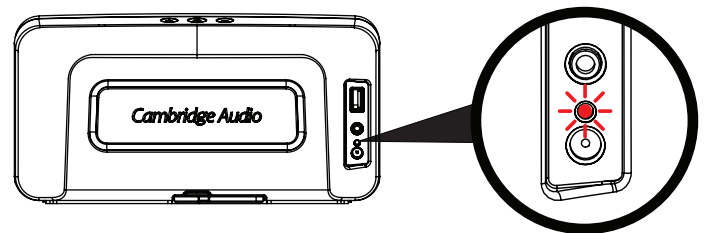
Top tips

Auto power down

To save power, your Minx Go will automatically turn off after 30 minutes if no music is playing. Press the power button to turn the Minx Go back on.

Low battery warning

A flashing Red LED indicates that the battery is too low and the Minx Go will enter a standby mode where no music can be played. This LED will continue flashing for 30 minutes after which the Minx Go will turn off.



USB Charging

When the charging adaptor is connected the USB socket on the rear of Minx Go can be used to charge compatible mobile devices.

Battery Safety

Your Minx Go contains a high performance battery and charging system that is designed to work in temperatures that do not exceed 50°C (122°F). Leaving this product in an automobile where temperatures may exceed this limit may result in permanent battery damage, fire or explosion. Do not leave your product in any location where temperatures may exceed this limit. If the Minx Go is not used for a long time, please recharge the battery every two months to maintain the battery in optimal condition.

Cambridge Audio

Your music + our passion